



*Don't Stop Now!*  
Solid Waste Industry Safety Update

---

WESTERN REGIONAL SYMPOSIUM 2022

# Presenter: Kasem Cornelius

- Solid Waste Operations Consultant
- Safety Ambassador – SWANA Central California Sierra Chapter
- 10+ years of experience in solid waste/safety industry
  - Landfills
  - Collections operations
  - Transfer Stations
  - MRFs
  - WTE facilities
- Worked with 60+ solid waste operations





# Solid Waste Safety Update - 2022

---

- Where have we been?
- Where are we now?
- What do we do next?
  
- **Discussion Questions:**
  - What safety changes did you notice in 2021?
  - What safety improvement goals does your organization currently have?





# What Safety Data Is Available?

---



# Overview – BLS Safety Data

---

- Government agency
- Separate from OSHA
- Only national-level safety data that includes:
  - Fatal and non-fatal incidents
  - Private and Public sector
- 1-year delay in reporting
  - Received 2020 stats in December 2021





# Overview – SWANA Safety Data

---

- Tracks only fatality data
- Gets data and incident info from:
  - SWANA members
  - SWANA Safety Ambassadors
  - News reports (online, trade publications, etc.)
- Faster reporting
  - 2021 report given at SOAR 3/21/22



# Where Have We Been?

BRIEF

## Waste and Recycling Industry

**SWANA: 00 deaths recorded in**

**January 2019 now unseats the previous worst month for fatalities, January 2018, when 19 people were killed.**

NEWS

**U.S. waste industry death**

shows a large increase in waste collection fatalities.

## BLS data show an increase in fatalities at landfills and MRFs in 2020

Fatalities at material recovery facilities increased slightly from three in 2019 to four in 2020, while solid waste landfills saw six fatalities in 2020.

December 16, 2021

Posted by Haley Rischar



SUBSCRIBE

Posted  
January 13, 2018

*January is unprecedented in my 20-plus years in the industry and is unacceptable," said David Biderman, executive director and CEO of SWANA.*

Feb 01, 2019

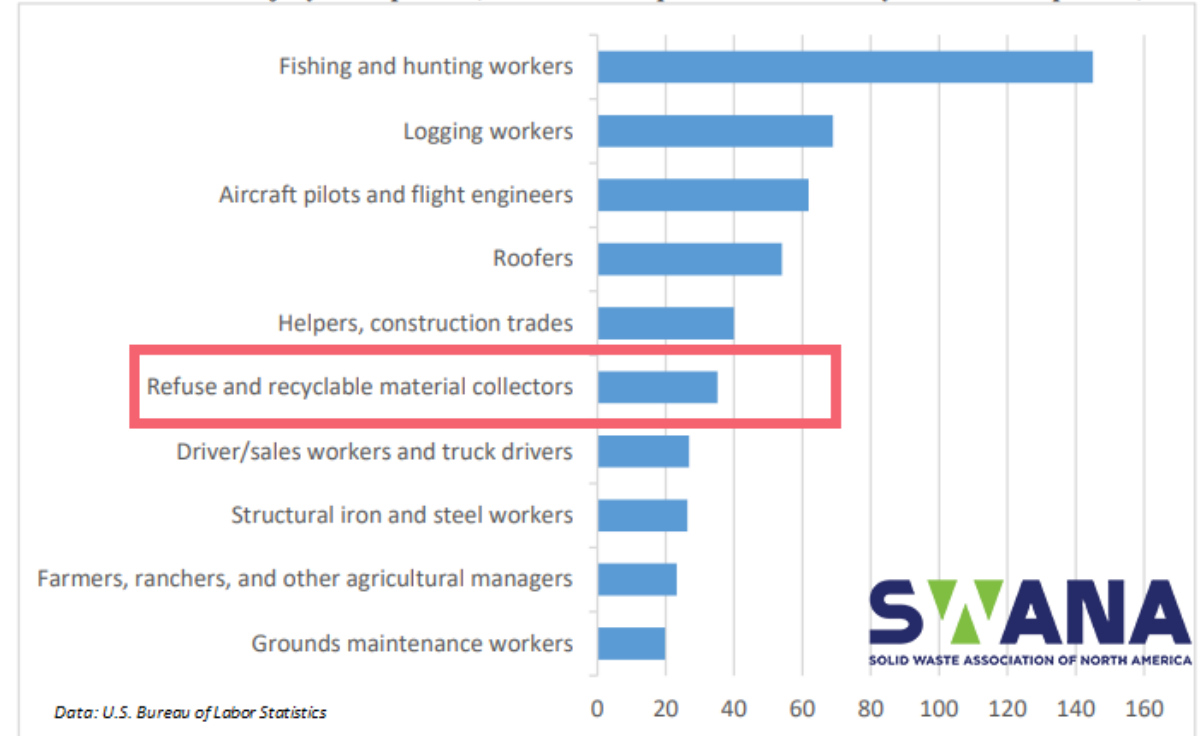


# Where Have We Been?



- 2013-2018: **5<sup>th</sup> Deadliest Occupation in the United States**
- 2019: **6<sup>th</sup> Deadliest Occupation in the United States**

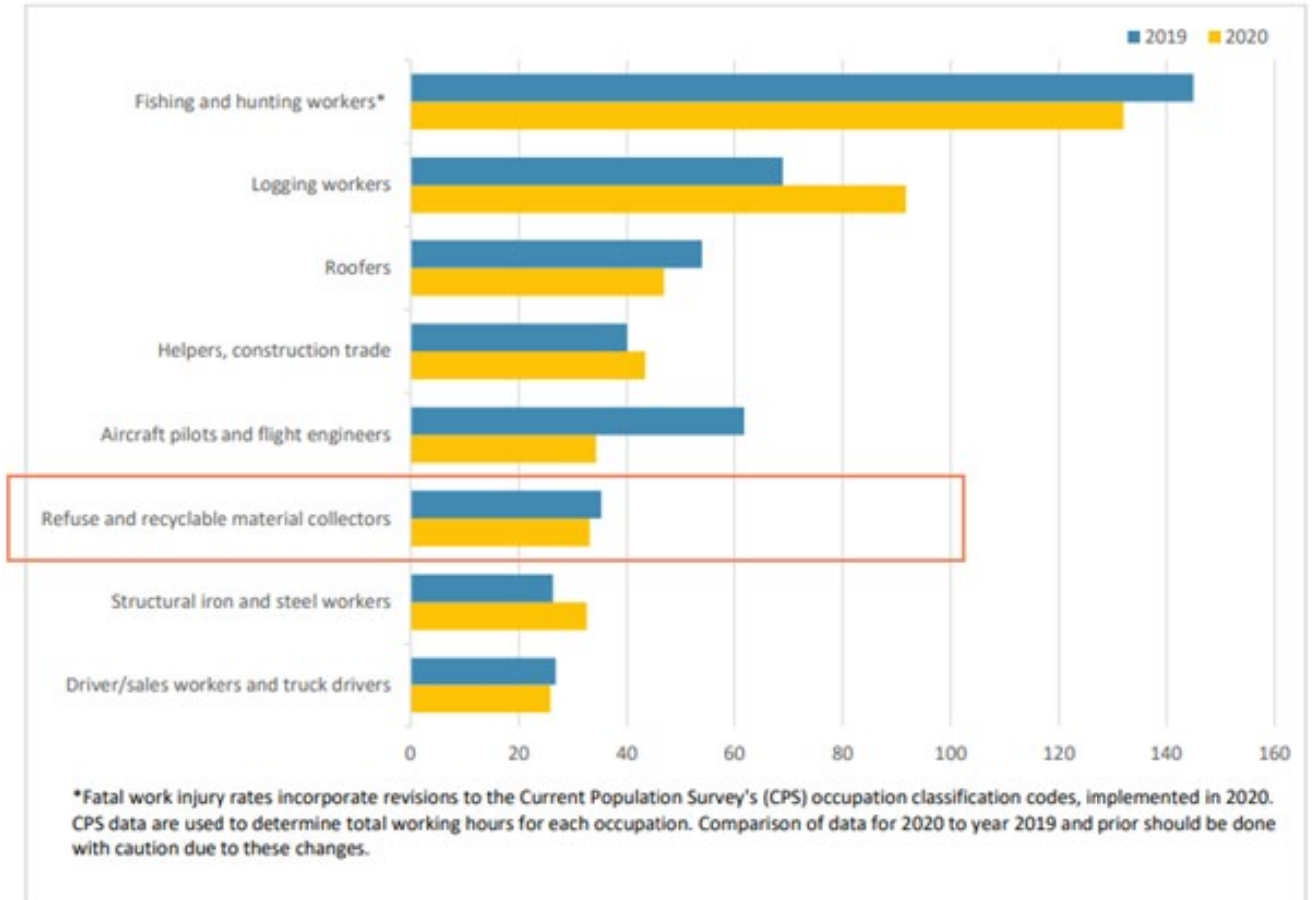
Chart 4. Fatal work injury rates per 100,000 full-time equivalent workers by selected occupations, 2019



# Where Have We Been?



- 2013-2018: **5<sup>th</sup> Deadliest Occupation in the United States**
- 2019-2020: **6<sup>th</sup> Deadliest Occupation in the United States**



# Where Are We Now?

[SWANA reports drop in waste and recycling industry deaths](#)

DIVE BRIEF

## Solid waste worker deaths down 46% in 2021, SWANA reports

Published March 22, 2022

SWANA releases report showing decrease in worker fatalities in 2021

Industrywide, fatal accidents were down by nearly 50 percent in 2021.

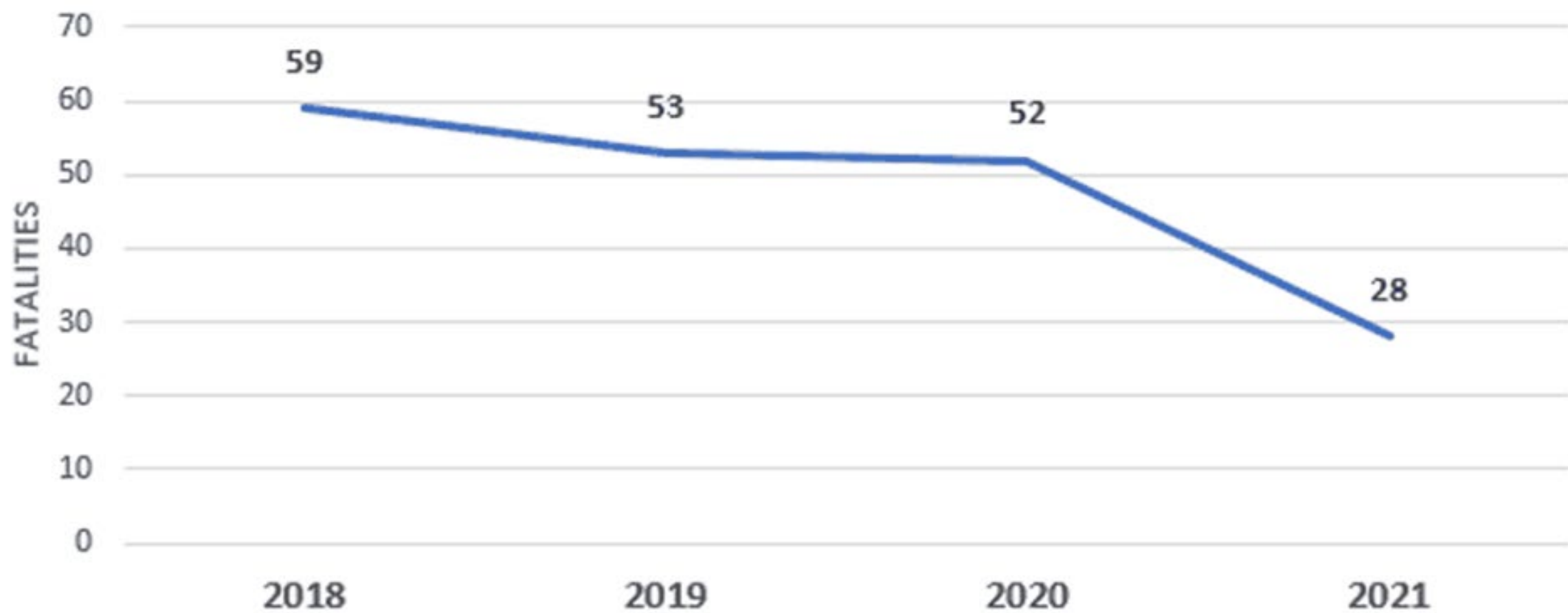
March 18, 2022



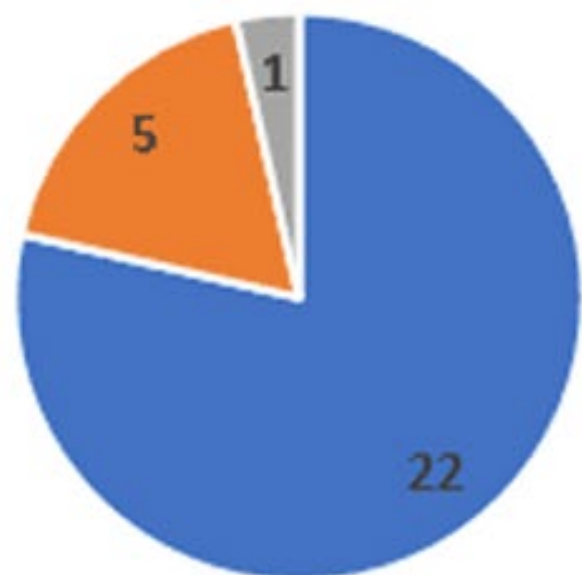
SUBSCRIBE

# WORKER FATALITIES

2018 - 2021



## 2021 FATALITY WORKSITES



■ Collection ■ Landfill ■ MRF

EVENT	FATALITIES
Struck by waste vehicle	7
Single vehicle crash	4
Struck by vehicle	3
Collision	2
Riding step	2
Medical event	2
Workplace violence	2
Other	6



# Discussion Question

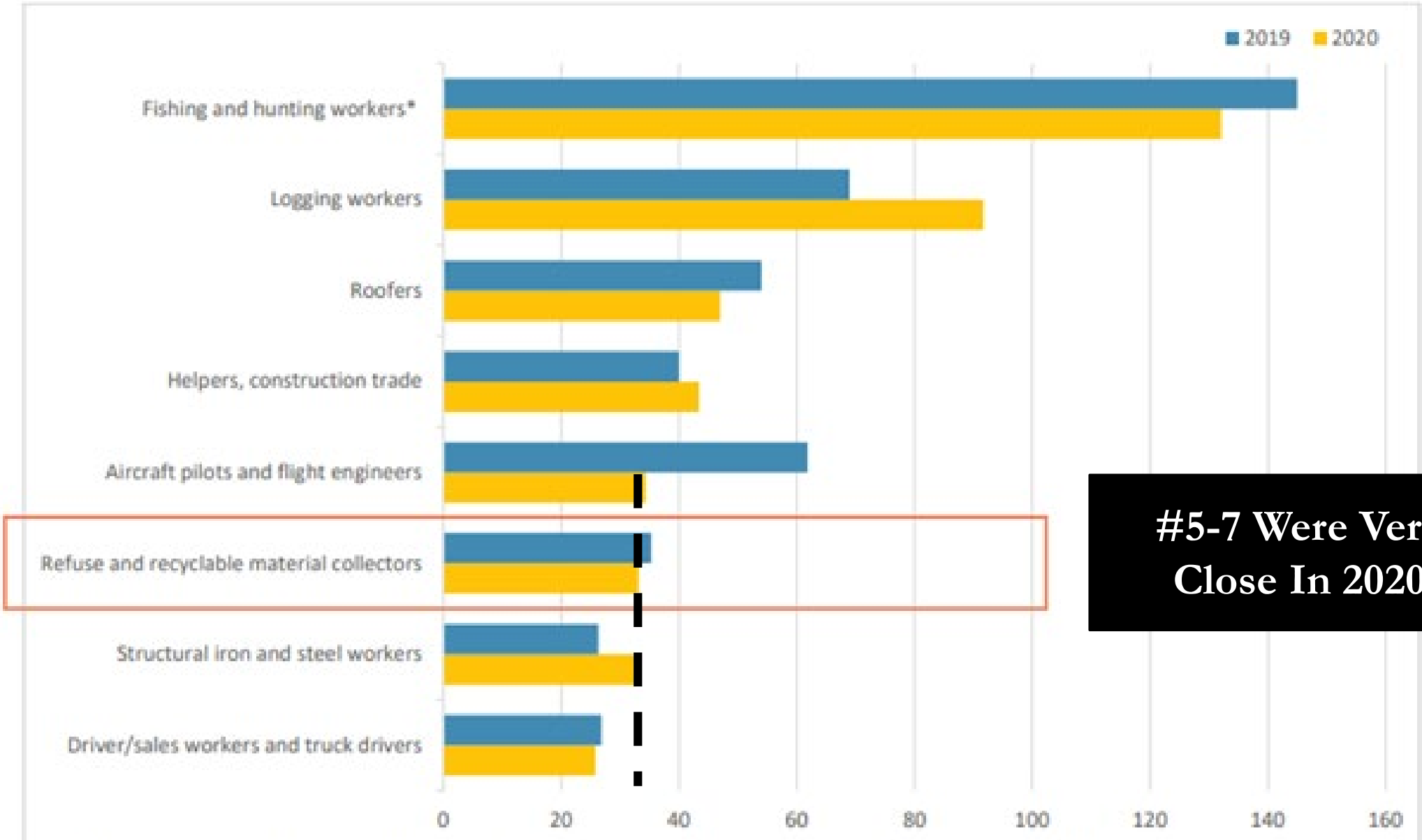
- What safety changes did you notice in 2021?





# What Do We Do Next?





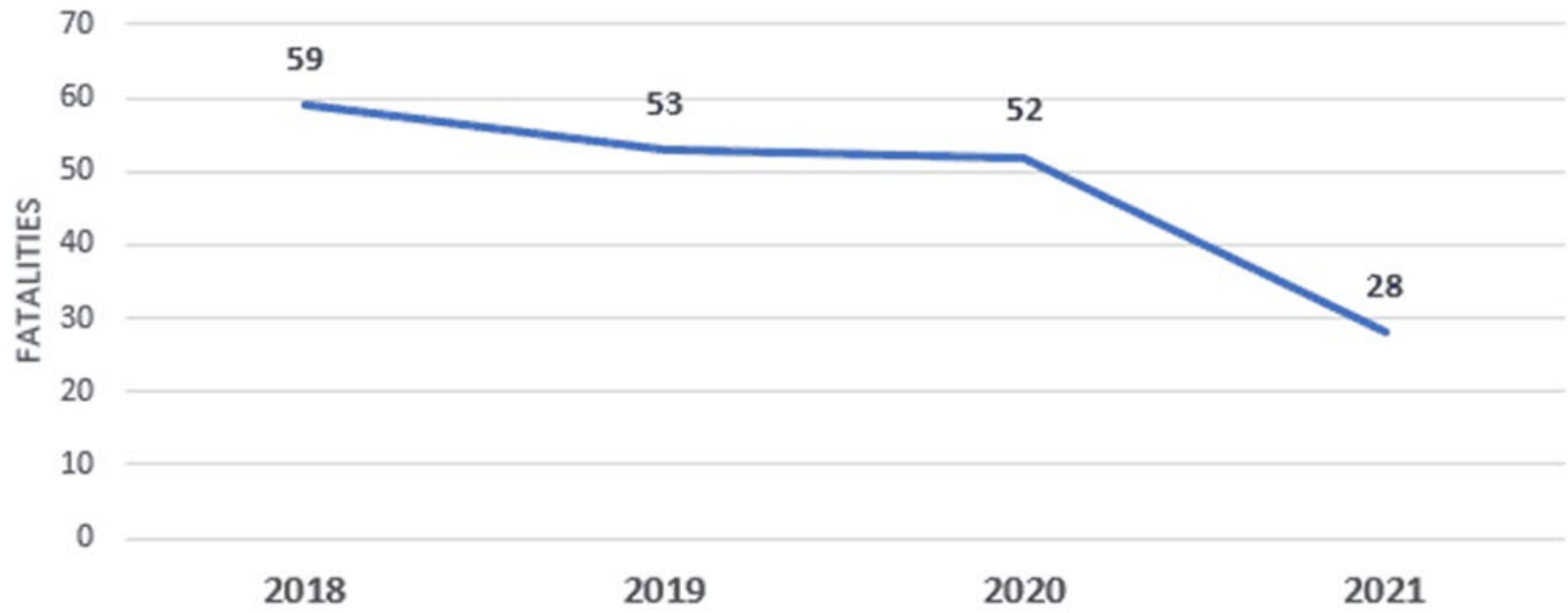
**#5-7 Were Very Close In 2020**

\*Fatal work injury rates incorporate revisions to the Current Population Survey's (CPS) occupation classification codes, implemented in 2020. CPS data are used to determine total working hours for each occupation. Comparison of data for 2020 to year 2019 and prior should be done with caution due to these changes.

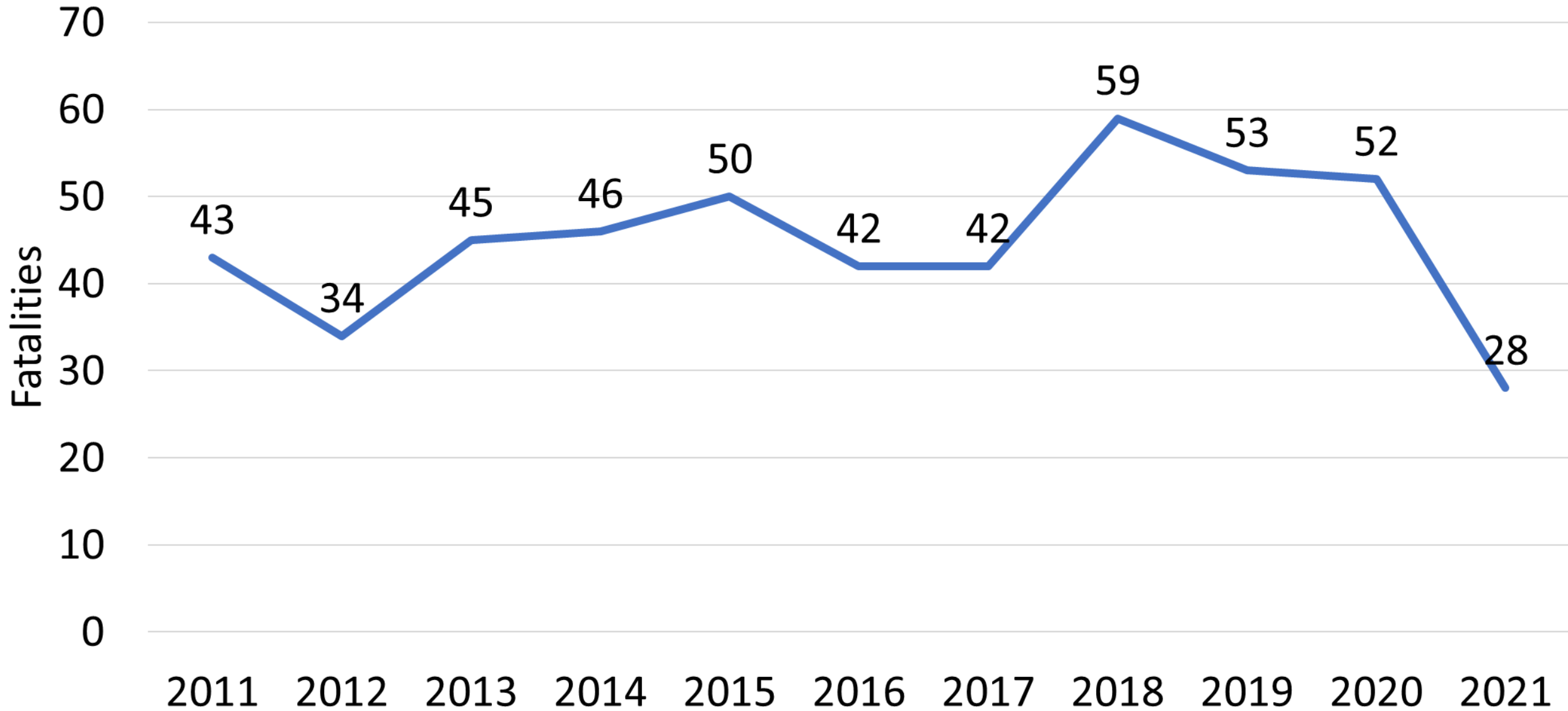


# WORKER FATALITIES

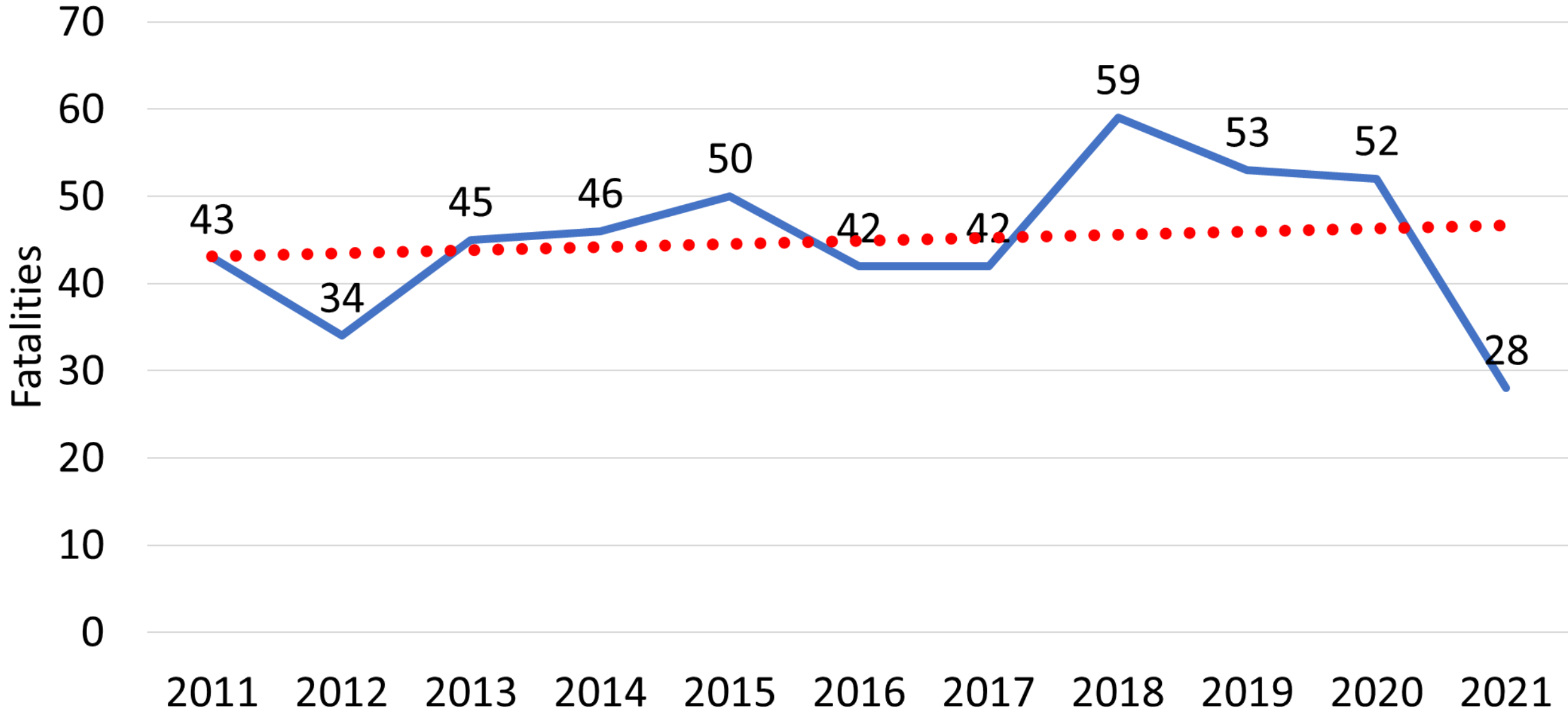
2018 - 2021



# Solid Waste Worker Fatalities 2011-2021



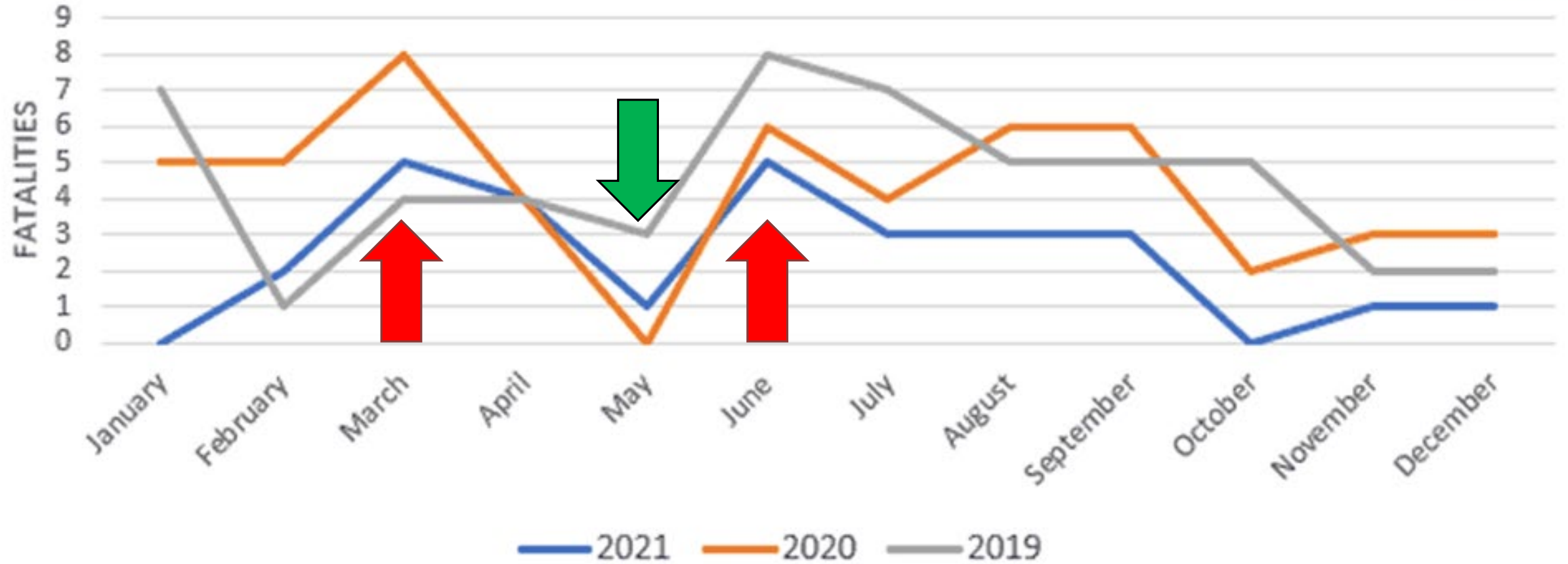
# Solid Waste Worker Fatalities 2011-2021





# WORKER FATALITIES BY MONTH

2019 - 2021





3 <sup>rd</sup> PARTY	FATALITIES
Driver/Passenger	52
Pedestrian	20
Motorcyclist	8
Homeless Person	4
Other	3
Scooter Rider	2
Bicyclist	1

**3 Times More  
3<sup>rd</sup> Party Fatalities  
than  
Solid Waste Workers**

# 2021 California Fatalities

## March 2 | Thousand Palms

*3<sup>rd</sup> Party, Pedestrian*

Jumped into path of truck

## March 3 | Manteca

*3<sup>rd</sup> Party, Pedestrian*

Struck by garbage truck

## June 2 | Los Angeles

*3<sup>rd</sup> Party, Driver*

Struck garbage truck while fleeing police

## July 15 | Morro Bay

*3<sup>rd</sup> Party, Pedestrian*

Struck by garbage truck

## October 29 | Redding

*3<sup>rd</sup> Party, Unhoused*

Run over by garbage truck in alleyway

## November 3 | San Jose

*3<sup>rd</sup> Party, Motorcyclist*

Struck while garbage truck turning left

## November 10 | Vista

*3<sup>rd</sup> Party, Passenger*

Struck parked garbage truck

## November 13 | Fresno

*3<sup>rd</sup> Party, Backhoe Driver*

Three vehicle collision involving garbage truck



# What Do We Do Next?

---

- Review operation and safety data
- Review safety planning and procedures
- Improve **on-going** training
- Focus on Best Management Practices
  - Focusing on bare minimum safety requirements is a problem
  - “Industry standard” isn’t a high bar when we are the 6<sup>th</sup> deadliest industry in the US
- Continue improving safety culture



# Discussion Question

---

- What safety improvement goals does your organization have?



## Resources & Initiatives

- ✓ Five to Stay Alive Campaign
- ✓ SWANA Safety Pledge
- ✓ Chapter Safety Ambassadors
- ✓ Slow Down to Get Around
- ✓ Hauler Safety Outreach
- ✓ And More...



[SWANA.org/SAFETY](http://SWANA.org/SAFETY)

# Conclusion

---

**Great Job in 2021!**

**Don't Stop Now!**

# Contact Info

---

- Kasem Cornelius:  
[kasem@blueridgeservices.com](mailto:kasem@blueridgeservices.com)
- Trade Show Booth #27
- Office Phone: (805) 461-6850

